



RAN



RANGE ROVER
SPECIFICATION



ENGINE OPTIONS

| | Td6 - 3.0L | V8 - 4.4L |
|-------------------|---|---|
| Capacity | 2,926cc | 4,398cc |
| Type | Intercooled Turbo-Charged Direct Injection Diesel | Multi Port Fuel Injection |
| Cylinders | 6 - In-line Configuration | 8 - Vee Configuration |
| Compression Ratio | 18.0 : 1 | 10.0 : 1 |
| Valves | 4 valve per cyl | 4 valve per cyl with variable valve control |
| Max Power | 130kw @ 4,000rpm | 210kw @ 5,400rpm |
| Max Torque | 390Nm @ 2,000rpm | 440Nm @ 3,600rpm |

TRANSMISSION OPTIONS

| | AUTOMATIC - Td6 | AUTOMATIC - V8 |
|-------------|------------------------------------|------------------------------------|
| Type | GM 5L40-E | ZF 5HP24 |
| Gear Ratios | 5 Forward, 1 Reverse (Dual Mode) | 5 Forward, 1 Reverse (Dual Mode) |
| | 2 Speed Transfer Case | 2 Speed Transfer Case |
| | Torque Sensing Centre Differential | Torque Sensing Centre Differential |

TOWING CAPACITY

| | UNBRAKED TRAILER | BRAKED TRAILER |
|-----------|-------------------------|-----------------------|
| On-road | 750kg | 3,500kg |
| Off-road | 750kg | 1,000kg |
| Ball load | 250kg | 250kg |

WHEELS AND TYRES

| Model Engine | SE Td6 | HSE Td6 | HSE V8 | Vogue V8 |
|------------------------------------|-----------|------------|-----------|-------------|
| 7.5J x 18" 5-Spoke Alloy Wheels | ■ | ▼ | ▼ | - |
| Tyre - 255/60 R18 | ■ | ▼ | ▼ | - |
| 7.5J x 18" Twin-Spoke Alloy Wheels | ▼ | ■ | ■ | - |
| Tyre - 255/60 R18 | ▼ | ■ | ■ | - |
| 8J x 19" 6-Spoke Alloy Wheels | - | - | ▼ | ■ |
| Tyre - 255/55R19 | - | - | ▼ | ■ |
| Locking Wheel Nuts | ■ | ■ | ■ | ■ |
| Full Size Alloy Spare Wheel | ■ | ■ | ■ | ■ |

EXTERIOR FEATURES

| | | | | |
|---|---------|---|---|---|
| Colour Coded Bumpers | ■ | ■ | ■ | ■ |
| Twin Pocket Headlamps | ■ | ■ | ■ | ■ |
| Front Fog Lamps | ■ | ■ | ■ | ■ |
| Brunel Finish Power Vents | ■ | ■ | ■ | ■ |
| Heated Windscreen | ■ | ■ | ■ | ■ |
| Green Tinted Glass | ■ | ■ | ■ | ■ |
| Electrically Operated & Heated Door Mirrors | ■ | ■ | ■ | ■ |
| Rear Mudflaps | ■ | ■ | ■ | ■ |
| LED Rear Brake Lights | ■ | ■ | ■ | ■ |
| Towing Bracket | ■ | ■ | ■ | ■ |
| Headlamp Wash/Wipe | ▼ | ▼ | ▼ | ■ |
| Rain Sensor Windscreen | DCP OPT | ■ | ■ | ■ |
| Powerfold Door Mirrors | DCP OPT | ■ | ■ | ■ |
| Exterior Mirror-Mounted Approach Lamps | DCP OPT | ■ | ■ | ■ |
| Park Distance Control | DCP OPT | ■ | ■ | ■ |
| Bi-Xenon Headlamps | ▼ | ▼ | ▼ | ■ |
| Metallic Paint | ▼ | ▼ | ▼ | ▼ |

■ = Standard ▼ = Optional -- = Not available DCP = Driver's Convenience Pack





INTERIOR FEATURES

| Model Engine | SE Td6 | HSE Td6 | HSE V8 | Vogue V8 |
|---|-----------|------------|-----------|-------------|
| Blenheim Leather Seat Facings | ■ | ■ | ■ | - |
| Electrically Adjustable Steering Column | ■ | ■ | ■ | ■ |
| Electrically Adjustable Front Seats | ■ | ■ | ■ | ■ |
| Memory Setting for Driver's Seat, Exterior Mirrors and Steering Column | DCP OPT | ■ | ■ | ■ |
| Leather Trimmed Steering Wheel | ■ | ■ | ■ | ■ |
| Illuminated Lockable Glovebox | ■ | ■ | ■ | ■ |
| Driver's Left Foot Rest | ■ | ■ | ■ | ■ |
| Front Passenger Under Seat Stowage Box | ■ | ■ | ■ | ■ |
| Auto Dimming Rear View Interior Mirror | ■ | ■ | ■ | ■ |
| Individual Front Map Lights | ■ | ■ | ■ | ■ |
| Roof Mounted Sunglass Storage Pocket | ■ | ■ | ■ | ■ |
| Illuminated Sun Visor Vanity Mirrors | ■ | ■ | ■ | ■ |
| Climate Control Air Conditioning | ■ | ■ | ■ | ■ |
| Analogue Style Clock | ■ | ■ | ■ | ■ |
| Front & Rear Door Stowage Pockets | ■ | ■ | ■ | ■ |
| Twin Front Cup Holders | ■ | ■ | ■ | ■ |
| Front Seat Folding Arm Rests | ■ | ■ | ■ | ■ |
| Leather Gearknob and Handbrake Gaiters | ■ | ■ | ■ | ■ |
| Double Lid Centre Cubby Box | ■ | ■ | ■ | ■ |
| Cubby Box Auxiliary Power Socket | ■ | ■ | ■ | ■ |
| Front Seat Map Pockets | ■ | ■ | ■ | ■ |
| Puddle Lamps on all Side Doors | ■ | ■ | ■ | ■ |
| Low Level Interior 'Waterfall' Lighting | ■ | ■ | ■ | ■ |
| Twin Rear Cup Holders | ■ | ■ | ■ | ■ |
| Folding Loadspace Cover | ■ | ■ | ■ | ■ |
| Loadspace Auxiliary Power Socket | ■ | ■ | ■ | ■ |
| Loadspace Stowage Boxes | ■ | ■ | ■ | ■ |
| Loadspace Tie Down Points | ■ | ■ | ■ | ■ |
| Foundry Finish Fascia End Caps | ■ | NCO | NCO | NCO |
| Cherry or Burr Centre Console & Fascia End Caps - inc Interior Lamp Package | ▼ | NCO | NCO | NCO |
| Tilt & Slide Glass Sunroof | ▼ | ■ | ■ | ■ |
| Loadspace Net | DCP OPT | ■ | ■ | ■ |
| Twin Blade Sunvisors | DCP OPT | ■ | ■ | ■ |
| Heated Steering Wheel | CWP OPT | CWP OPT | CWP OPT | ■ |
| Front & Rear Two Stage Heated Seats | CWP OPT | CWP OPT | CWP OPT | ■ |
| Ski Bag | CWP OPT | CWP OPT | CWP OPT | ■ |
| Comfort Seats with Oxford Leather | - | - | - | ■ |

■ = Standard ▼ = Optional - = Not available NCO = No Cost Option DCP = Driver's Convenience Pack CWP = Cold Weather Pack



IN CAR ENTERTAINMENT & COMMUNICATION

| Model Engine | SE Td6 | HSE Td6 | HSE V8 | Vogue V8 |
|---|-----------|------------|-----------|-------------|
| Trip Computer with Speed Alert | ■ | ■ | ■ | ■ |
| RDS Radio Single Slot CD | ■ | ■ | ■ | - |
| Radio/Cassette/TV/Navigation System | ▼ | ▼ | ▼ | ■ |
| CD Changer | - | ■ | ■ | ■ |
| CD Changer + Digital Sound Processing (DSP) | ▼ | - | - | - |
| 6 Speaker System | ■ | - | - | - |
| 11 Speaker HiFi System | - | ■ | ■ | - |
| 12 Speaker HiFi System with DSP | ▼ | - | - | ■ |
| In Car Portable Telephone | ▼ | ▼ | ▼ | ▼ |
| Voice Recognition for Phone and/or Sat/Nav* | ▼ | ▼ | ▼ | ▼ |

*VOICE RECOGNITION NOT COMPATIBLE WITH 11 SPEAKER HiFi SYSTEM

VEHICLE CONTROL FEATURES

| | | | | |
|---|---|---|---|---|
| Permanent Four-Wheel Drive | ■ | ■ | ■ | ■ |
| Electronic Anti-Lock Brakes (ABS) | ■ | ■ | ■ | ■ |
| 4 Wheel Electronic Traction Control (ETC) | ■ | ■ | ■ | ■ |
| Cornering Brake Control (CBC) | ■ | ■ | ■ | ■ |
| Dynamic Stability Control (DSC) | ■ | ■ | ■ | ■ |
| Electronic Brakeforce Distribution (EBD) | ■ | ■ | ■ | ■ |
| Emergency Brake Assist (EBA) | ■ | ■ | ■ | ■ |
| Engine Drag-Torque Control (EDC) | ■ | ■ | ■ | ■ |
| Hill Descent Control (HDC) | ■ | ■ | ■ | ■ |
| Front & Rear Cross Linked Air Springs | ■ | ■ | ■ | ■ |

■ = Standard ▼ = Optional - = Not available

OCCUPANT SAFETY FEATURES

| Model | SE | HSE | HSE | Vogue |
|--|-----|-----|-----|-------|
| Engine | Td6 | Td6 | V8 | V8 |
| 3 Point Seat Belts for all seats | ■ | ■ | ■ | ■ |
| Anti Submarine Front & Rear Seats | ■ | ■ | ■ | ■ |
| Front & Rear Crumple Zones | ■ | ■ | ■ | ■ |
| Front Driver & Passenger Airbags | ■ | ■ | ■ | ■ |
| Front Side Door Airbags | ■ | ■ | ■ | ■ |
| Front & Rear Head Airbags | ■ | ■ | ■ | ■ |
| Height Adjustable Front Seat Belts | ■ | ■ | ■ | ■ |
| Height Adjustable Head Restraints | ■ | ■ | ■ | ■ |
| Height Adjustable Rear Outboard Seat Belts | ■ | ■ | ■ | ■ |
| Pre-tensioning & Load Limited Front Seat Belts | ■ | ■ | ■ | ■ |
| Side Intrusion Beams | ■ | ■ | ■ | ■ |

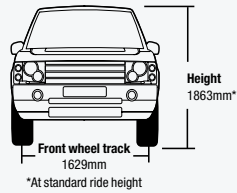
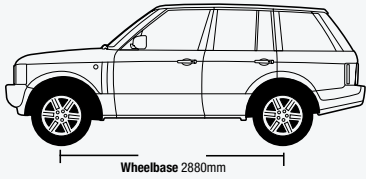
VEHICLE SECURITY FEATURES

| | | | | |
|--|---|---|---|---|
| Electronic Steering Column Lock | ■ | ■ | ■ | ■ |
| Remote Central Door Locking with Alarm | ■ | ■ | ■ | ■ |
| Immobiliser | ■ | ■ | ■ | ■ |
| Two Stage Unlocking | ■ | ■ | ■ | ■ |
| Auto-on Interior Lights | ■ | ■ | ■ | ■ |
| Superlocking | ■ | ■ | ■ | ■ |

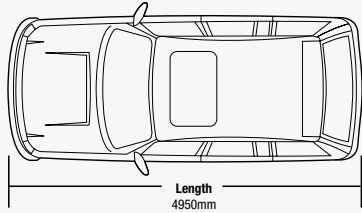
■ = Standard



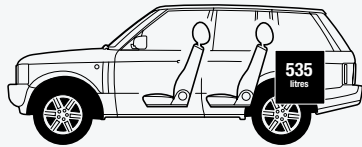
EXTERIOR DIMENSIONS



Width
Mirrors folded - 2009mm
Mirrors out - 2191mm



LUGGAGE CAPACITY



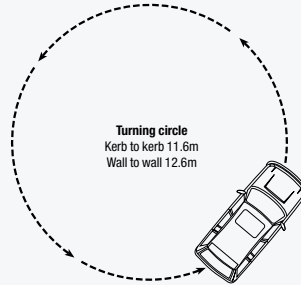
Maximum front headroom 1021mm
– identical for sunroof or non-sunroof vehicles
Rear headroom 974mm

Luggage capacity
– rear seats up to parcel shelf
height 997mm
width 1050mm
length 1074mm

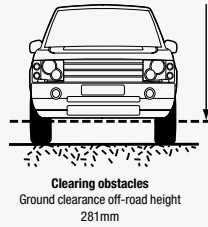
WADING DEPTH



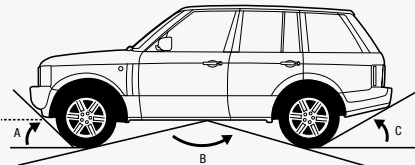
TURNING CIRCLE



OBSTACLE CLEARANCE



APPROACH/DEPARTURE ANGLES



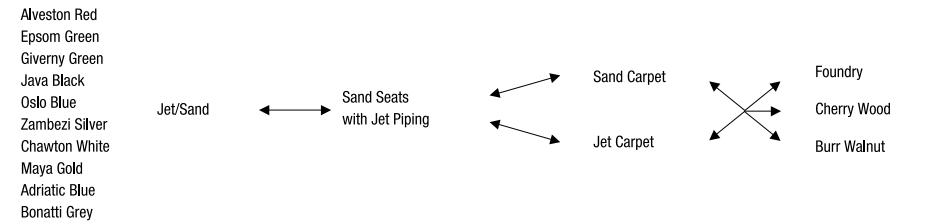
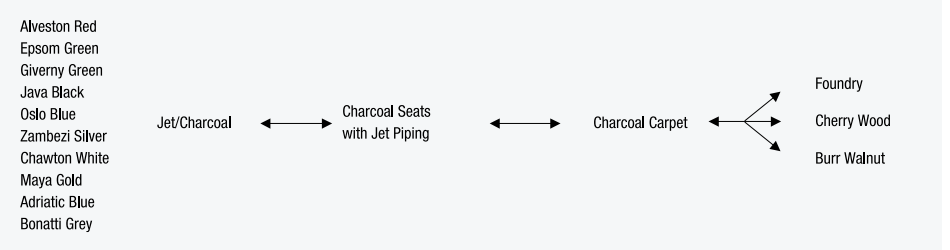
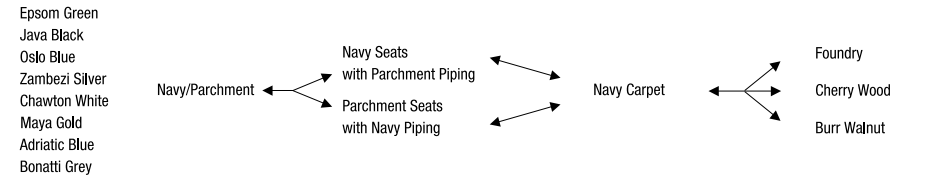
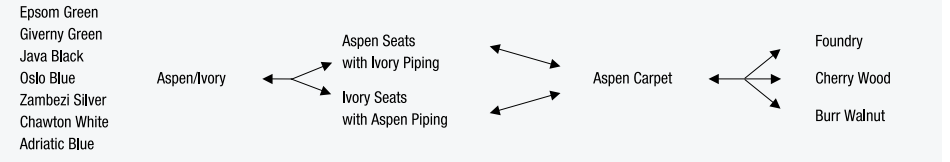
A Approach angle
Standard ride height 35°
(to spoiler)

B Ramp angle
Standard ride height 150°

C Departure angle
Standard ride height 29°
(to bumper)

COLOUR AND TRIM CHOICE

Body colour choice Colour way choice Seat colour choice Carpet colour choice Fascia finish choice





TRIM DETAIL

| Trim Item | Aspen/Ivory | Navy/Parchment | Jet/Charcoal | Jet/Sand |
|-------------------|-------------|----------------|--------------|-------------|
| Dash Top | Aspen | Navy | Jet | Jet |
| Dash Body | Ivory | Parchment | Charcoal | Sand |
| Upper Door Trims | Ivory | Parchment | Charcoal | Sand |
| Lower Door Trims | Aspen | Navy | Jet | Jet |
| Front Kick Plates | Aspen | Navy | Jet | Jet |
| Console Sides | Aspen | Navy | Jet | Jet |
| Console Lid | Ivory | Parchment | Charcoal | Sand |
| Carpet | Aspen | Navy | Jet | Jet or Sand |
| Loadspace Cover | Ivory | Parchment | Charcoal | Sand |

| Trim Item | Foundry | Cherry Wood | Burr Walnut |
|------------------|---------|-------------|-------------|
| End Caps | Yes | Yes | Yes |
| Centre Stacks | No | Yes | Yes |
| Door Pocket Trim | Yes | Yes | Yes |



THE LAND ROVER EXPERIENCE

Premier Automotive Group Australia Pty Ltd Trading as Land Rover Australia
 ABN 86 004 352 238

65 Epping Road, North Ryde NSW 2113 Locked Bag 2214, North Ryde NSW 1670 Telephone: 1800 809 308

© Premier Automotive Group Australia Pty Ltd 2003

Please note

Land Rover Australia have taken the utmost care in ensuring all details in this publication are correct at the time of creating this electronic document. However, we are constantly striving for improvement and therefore reserve the right to alter specifications and equipment without notice.

Please consult your Land Rover Retailer who will be pleased to advise you on current specifications. Or visit www.rangerover.com.au

Distributors and dealers are not agents of Land Rover and have absolutely no authority to bind Land Rover to any express or implied undertaking or representation.